

Procedure for converting your beneficiaries from BBAN to IBAN.

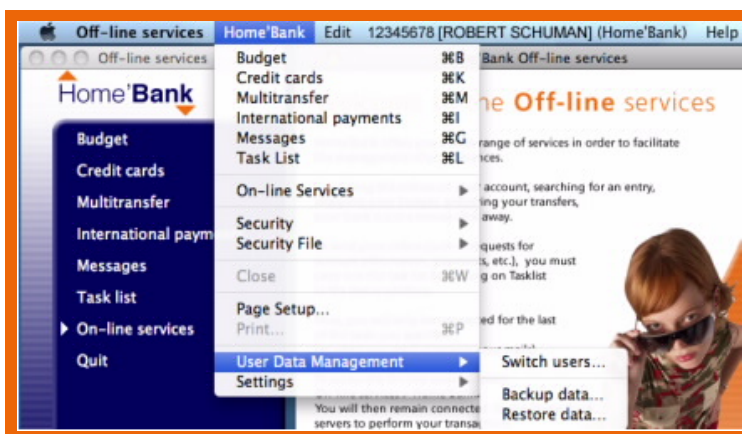
This procedure will help you to convert all your domestic beneficiaries to the IBAN format, only for the Home'Bank Offline services on Macintoshes.

Procedure

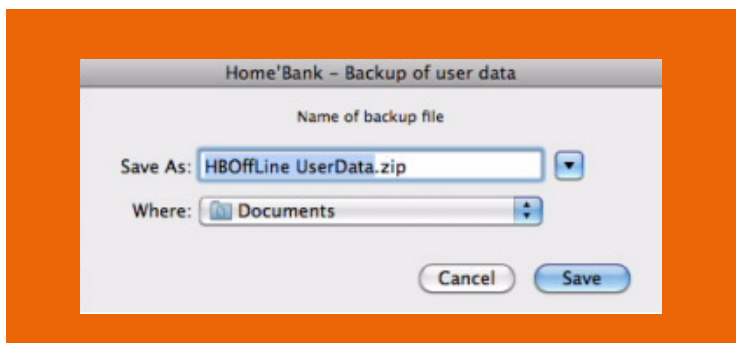
Save your data

For security purposes, it is important to back up your database.

To save your data (history, beneficiaries, etc.): Open the Offline services of Home'Bank. Click on "Home' Bank" – "User data management" – "Save data".

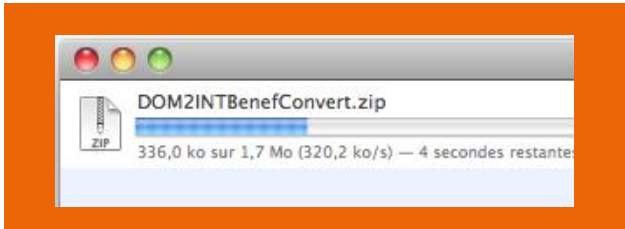


Choose where you want to save your data and click on "**Save**".



Your file will be saved.

Converting beneficiaries



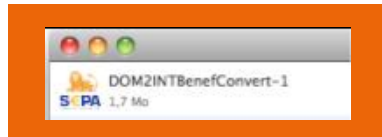
Click on one of the links below to download the program:

[Mac OS X >= 10.4](#)

[Mac OS X < 10.4](#)

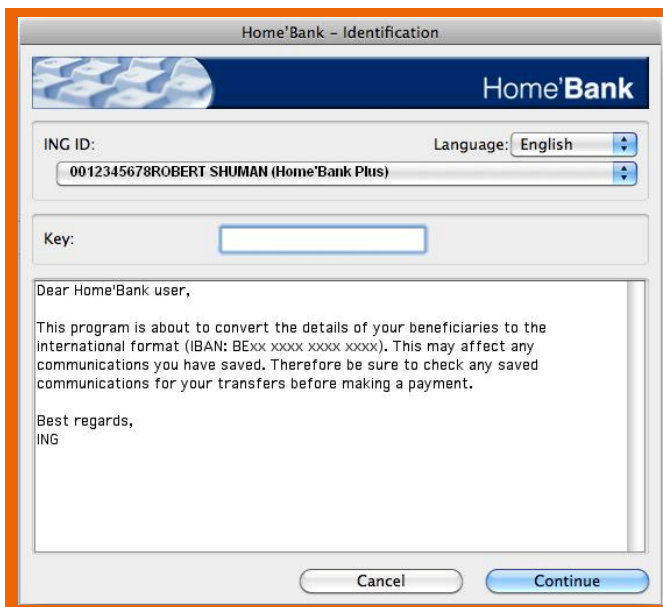
[Mac OS Classic](#)

Download the program



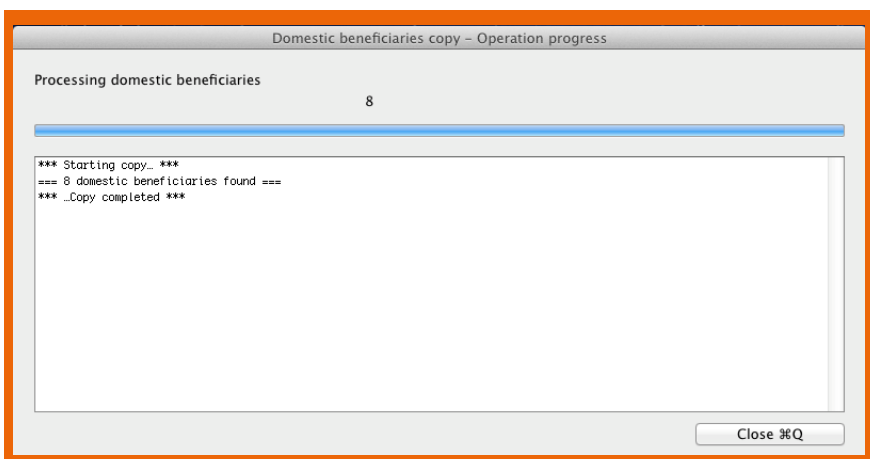
Click on the program

Then run the file called "DOM2INT-BenefConvert".



Select your ING ID and enter your key (Caution, the key is an optional code and you might not have this type of password).

Select your ING ID, enter your key (optional) and **click on "Continue"**.



The program will automatically convert the beneficiaries.

Once done, click on "**Finish**".

All your beneficiaries will have now been converted.